SM 1088-9 Spannelement "actima", Zug- und Druckspanner

Clamping device "actima", push-pull clamps



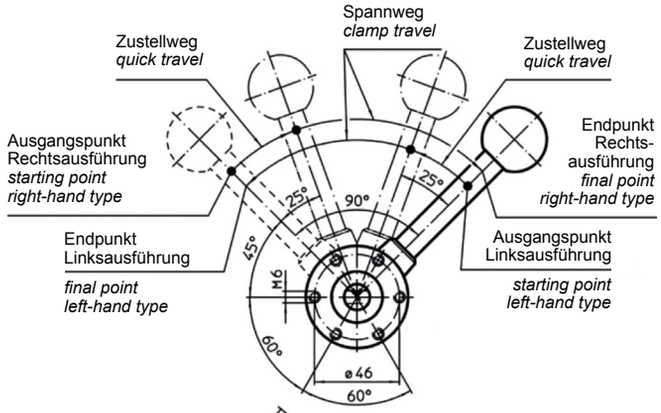

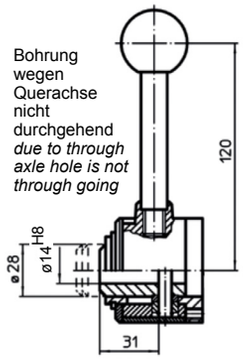

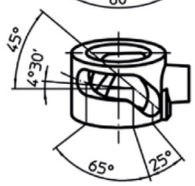

Spannkurve
tension cam

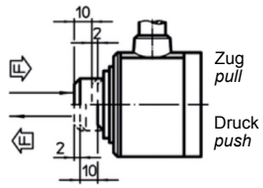

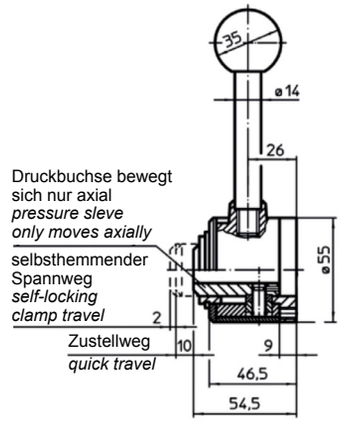

Catalog No.	Form
SM 1088-9	BLD

Gehäuse: Thermoplast, schwarz
Grundkörper: Stahl, brüniert
Kugelknopf: DIN 7708, Duroplast PF 31
rot ähnl. RAL 3003
Zusatzteile: Stahl, brüniert

housing: Thermoplastic, black
body: steel, blackened
ball knob: DIN 7708 -
thermosetting plastic (PF 31)
red similar to RAL 3003
accessories: steel, blackened

Form QRZ: mit Querachse in der Bohrung, rechts Zug
Form QLZ: mit Querachse in der Bohrung, links Zug
Form BRZ: mit durchgehender Bohrung, rechts Zug
Form BLZ: mit durchgehender Bohrung, links Zug
Form QRD: mit Querachse in der Bohrung, rechts Druck
Form QLD: mit Querachse in der Bohrung, links Druck
Form BRD: mit durchgehender Bohrung, rechts Druck
Form BLD: mit durchgehender Bohrung, links Druck

Zusatzteile
Form K: Kegel
Form P: Prisma
Form S: Scheibe

Das kompakte Spannelement kann je nach Ausführung zur Zugspannung bzw. Druckspannung eingesetzt werden. Der Zustellweg beträgt 10 mm. Innerhalb des Spannweges von 2 mm bleibt das Spannelement selbsthemmend. Die höchstzulässige Spannkraft liegt bei 4,9 kN.

Form QRZ: *with transverse axis in the bore, pull to right*
Form QLZ: *with transverse axis in the bore, pull to left*
Form BRZ: *with throughgoing bore, pull to right*
Form BLZ: *with throughgoing bore, pull to left*
Form QRD: *with transverse axis in the bore, push to right*
Form QLD: *with transverse axis in the bore, push to left*
Form BRD: *with throughgoing bore, push to right*
Form BLD: *with throughgoing bore, push to left*

Accessory
Form K: *taper*
Form P: *V-block*
Form S: *disc*

The compact clamping element can be converted between pull and push clamping strain, depending on the model. The travel path is 10 mm. Within the short clamp travel of 2 mm, self-lokking occurs in any position. The maximum permitted clamping force is 4.9 kN.

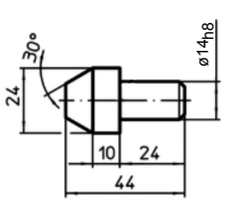

Form K

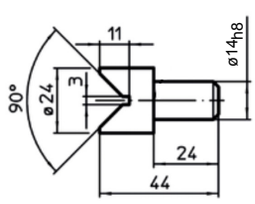

Form P

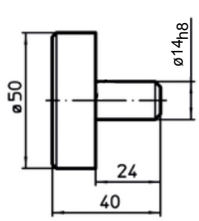

Form S

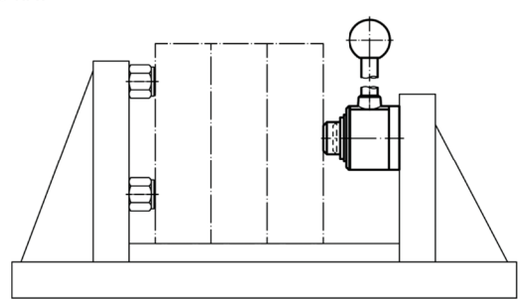

mm

RoHS Konform Compliant

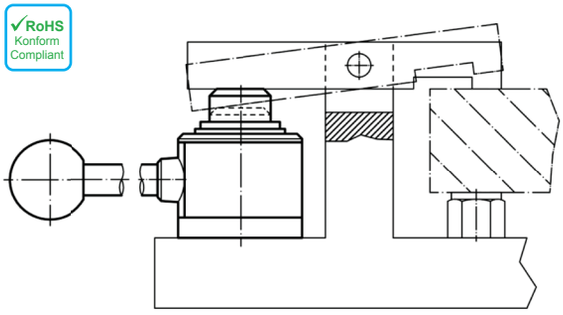

Form	kg
K	0,085
P	0,082
S	0,270

Form	Zustellweg *Travel path* k [mm]	Spannweg *Clamping way* s [mm]	Spannkraft *Clamping force* max. [N]	kg
QRZ	10	2	4,9	0,751
QLZ	10	2	4,9	0,749
BRZ	10	2	4,9	0,745
BLZ	10	2	4,9	0,750
QRD	10	2	4,9	0,751
QLD	10	2	4,9	0,749
BRD	10	2	4,9	0,745
BLD	10	2	4,9	0,750